

## Surgical Technique

**VERTAUX** Basico Polyaxial Screw

# about us

Auxein Medical is an integrated, research based, orthopaedic Implants & instruments manufacturing company, producing a wide range of quality, affordable generic implants, trusted by healthcare professionals and patients across geographies. It is the Company's constant endeavor to provide a wide basket of generic and our innovator products that exceed the highest expectations of customers in term of quality and safety. The company has world-class manufacturing unit established in india and serves customers in over 75 countries worldwide.

## Our Achievements



# Guidelines

This publication sets forth detailed recommended procedures for using Auxein Medical devices and instruments.

It offers guidance that needs to be heeded. However, with any such technical guide, each surgeon must consider the unique needs of each patient and make appropriate adjustments when and as required.

A workshop training under DAIS Academy by Auxein will provide assistance prior to first surgery. It is vital to know that all non-sterile devices must be cleaned and sterilized before use.

Moreover, multi-component instruments must be disassembled for cleaning. The surgeon must discuss all relevant risks, including the finite lifetime of the device, with the patient, when necessary.

**Please NOTE** that all the bone screws referenced in this document here are not approved for screw attachment or fixation in the areas not mentioned in this publication.

**Warning:**







This description is not sufficient for immediate application of the instrumentation. Instruction by a surgeon experienced in handling this instrumentation is highly recommended.

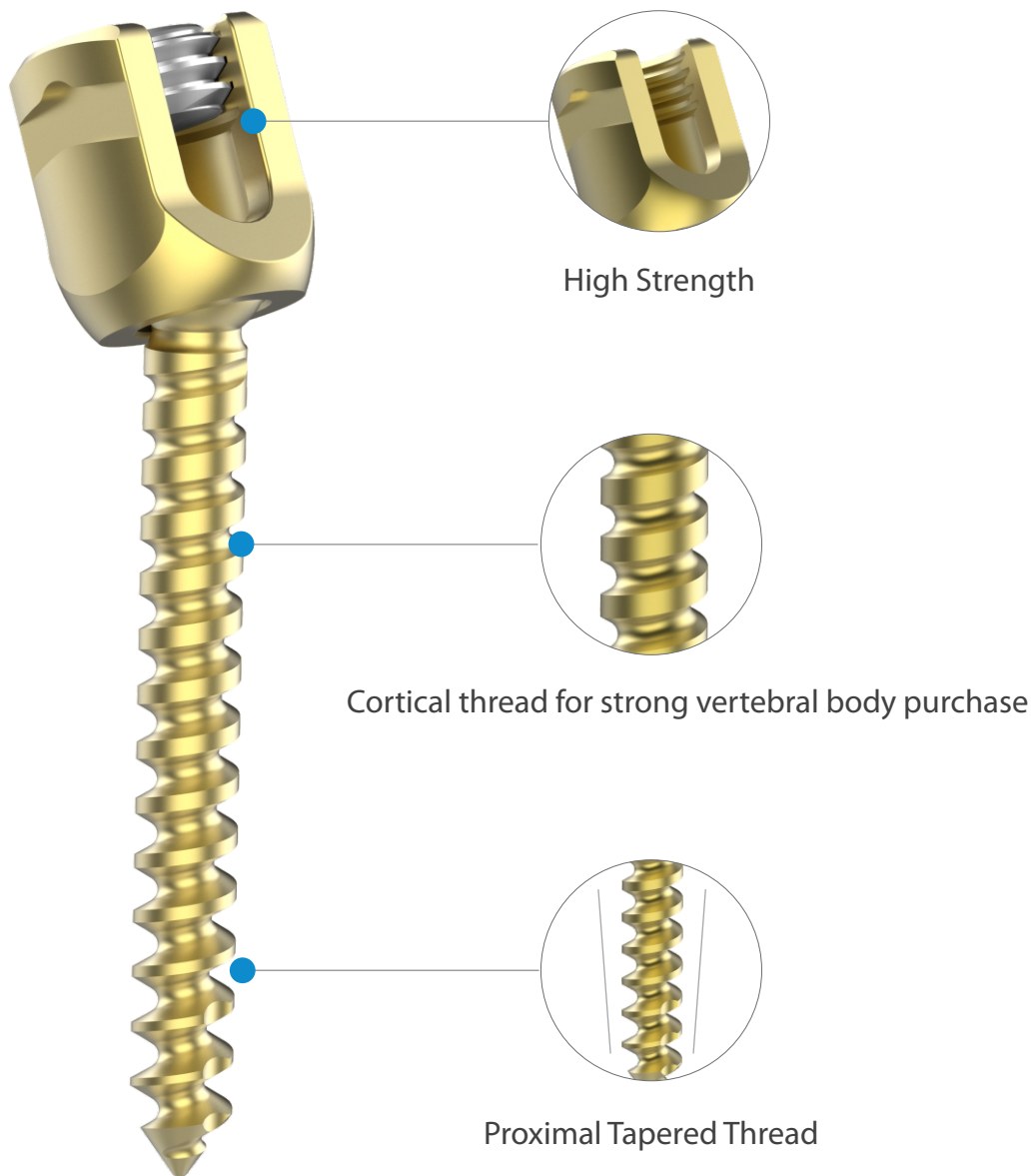


# VERTAUX

## Basico Polyaxial Screw

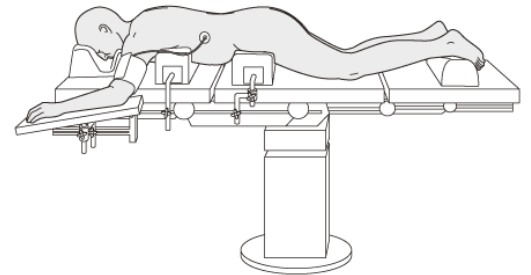
Colour Parameters as per Ø

					
Pink Ø 4.5	Silver Ø 5.0	Green Ø 5.5	Blue Ø 6.0	Golden Ø 6.5	Brown Ø 7.0

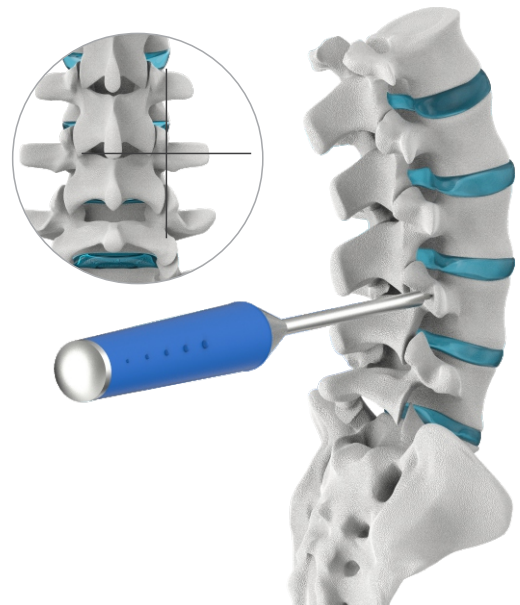


**VERTAUX Basico Polyaxial Screw System** available in standard configuration is a top loading low profile posterior spinal fixation system designed to provide stabilization as an adjunct to fusion. VERTAUX Basico Polyaxial Screw System is a comprehensive system which consists of pedicle screws, rods, cross-links and locking caps. All of the components are available on a variety of sizes to more closely match the patient's anatomy.

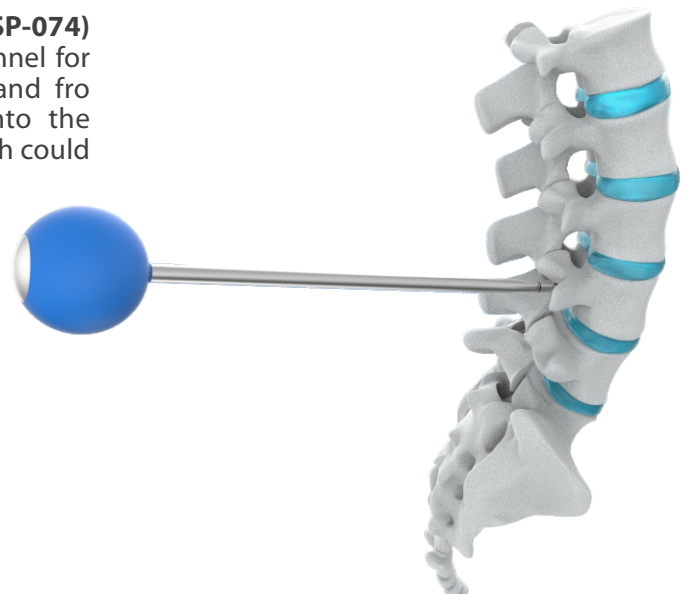
**Patient positioning:** The patient is positioned in a prone position on a radiolucent operating table. Drape the patient for posterior spinal fusion.



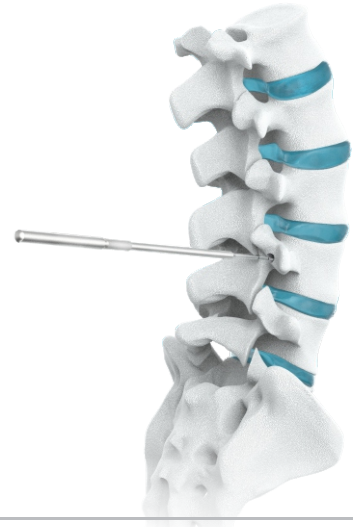
**Pedicle preparation:** The positioning of the pedicle entry is a very crucial part of the surgery. For screw insertion, it is necessary to first create a pilot hole. Awl (**SP-073**) is used to create an entry point in the pedicle for pilot hole.



Once the hole is created using either Straight Awl (**SP-074**) or the Curved Awl (**SP-075**) is used to create a channel for pedicle screw. To advance the Awl, give it a to and fro motion along with rotation while inserting it into the anterior column. There are markings on the awl which could help in determining depth of the hole.



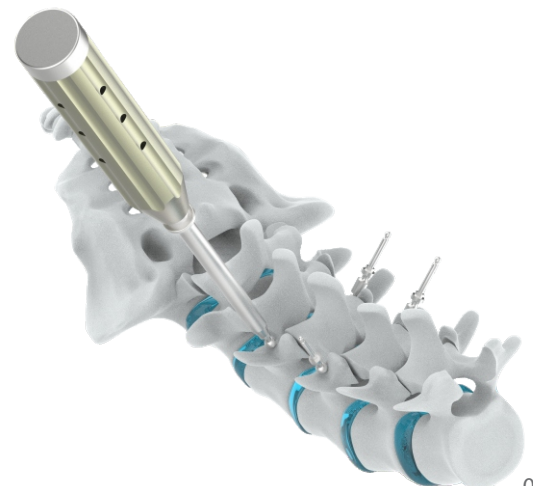
In order to verify the integrity of the pedicle wall, use either the pedicle straight probe (**SP-064**) or pedicle curved probe (**SP-065**) to palpate the created channel verifying that the anterior cortex of vertebral column is not penetrated.



**Tapping:** All the screws are designed with the self-tapping capability and hence the tapping is not required. Although in case of a dense bone it would be necessary to use the tap of specific size as per the screw. Attach the selected tap to the ratchet handle (**SP-090**) and tap through the pedicle canal.

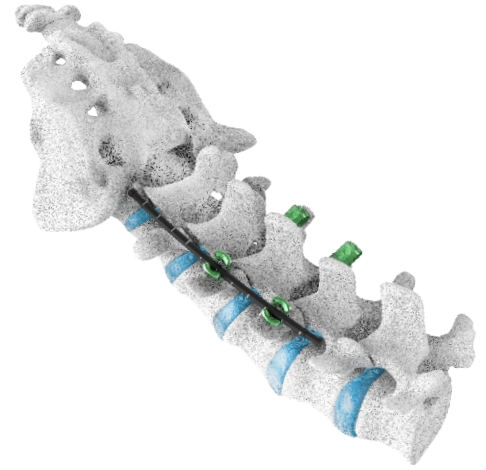


The Markers (**SP-067 or SP-068**) in combination with Marker Inserter (**SP-069**) may be used to determine screw trajectory using the lateral fluoroscopy.






**Rod Insertion:** Before proceeding with rod insertion, use the appropriate template (**SP-087 or SP-1952**) depending on the length of rod to be used to obtain the bending curvature of the rod by placing the template through the pedicle screw heads.




Using the Rod bender (**SP-053**) bend the VERTAUX Ø5.5mm rod keeping the template as reference for bending. Alternatively the In-Situ Bender (**SP-070 & SP-071**) could also be used for bending the rod.



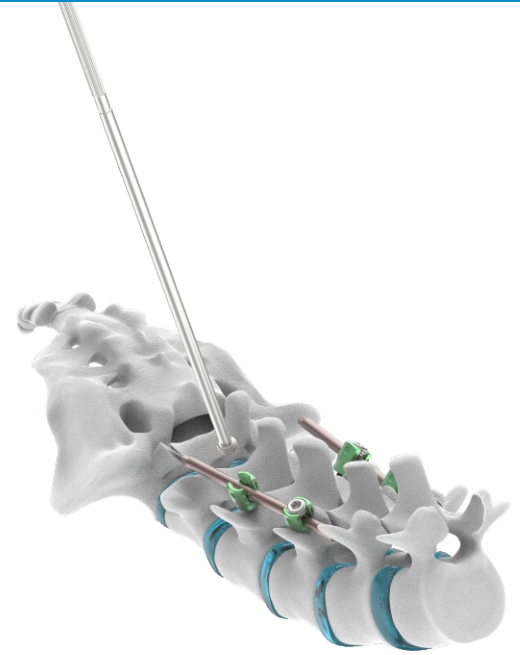
Use the Rod holder curved (**SP-1953**) or the Power gripper (**SP-055**) for picking the pre-bent rod and insert into the pedicle screw heads.




If the rod is not in correct position after insertion into the pedicle screw heads, the Hex rod rotation wrench (**SP-054**) could be used to rotate and bring back the rod in correct position.




Use the Set screw Holder long (**SP-061**) to pick and insert the VETAUX Pedicle screw cap (**SP-303**) into the Pedicle screw head.



Use the Rod holder curved (**SP-1953**) or the Power gripper (**SP-055**) for picking the pre-bent rod and insert into the pedicle screw heads.




If the rod is not in correct position after insertion into the pedicle screw heads, the Hex rod rotation wrench (**SP-054**) could be used to rotate and bring back the rod in correct position.

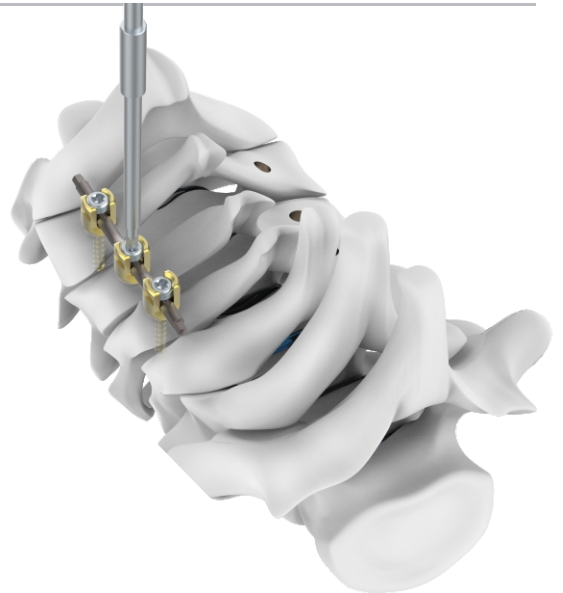





XXXXXX



XXXXXX



XXXXXXX










**VERTAUX Basico Polyaxial Screw with Cap**


Ø Dia	Length (mm)	Titanium
4.5mm	25mm	<b>4-066-025TI</b>
4.5mm	30mm	<b>4-066-030TI</b>
4.5mm	35mm	<b>4-066-035TI</b>
4.5mm	40mm	<b>4-066-040TI</b>
4.5mm	45mm	<b>4-066-045TI</b>
4.5mm	50mm	<b>4-066-050TI</b>
4.5mm	55mm	<b>4-066-055TI</b>
5.0mm	25mm	<b>4-067-025TI</b>
5.0mm	30mm	<b>4-067-030TI</b>
5.0mm	35mm	<b>4-067-035TI</b>
5.0mm	40mm	<b>4-067-040TI</b>
5.0mm	45mm	<b>4-067-045TI</b>
5.0mm	50mm	<b>4-067-050TI</b>
5.0mm	55mm	<b>4-067-055TI</b>
5.5mm	25mm	<b>4-068-025TI</b>
5.5mm	30mm	<b>4-068-030TI</b>
5.5mm	35mm	<b>4-068-035TI</b>
5.5mm	40mm	<b>4-068-040TI</b>
5.5mm	45mm	<b>4-068-045TI</b>
5.5mm	50mm	<b>4-068-050TI</b>
5.5mm	55mm	<b>4-068-055TI</b>
6.0mm	25mm	<b>4-069-025TI</b>
6.0mm	30mm	<b>4-069-030TI</b>
6.0mm	35mm	<b>4-069-035TI</b>
6.0mm	40mm	<b>4-069-040TI</b>
6.0mm	45mm	<b>4-069-045TI</b>
6.0mm	50mm	<b>4-069-050TI</b>
6.0mm	55mm	<b>4-069-055TI</b>
6.5mm	25mm	<b>4-070-025TI</b>
6.5mm	30mm	<b>4-070-030TI</b>
6.5mm	35mm	<b>4-070-035TI</b>
6.5mm	40mm	<b>4-070-040TI</b>
6.5mm	45mm	<b>4-070-045TI</b>
6.5mm	50mm	<b>4-070-050TI</b>
6.5mm	55mm	<b>4-070-055TI</b>
7.0mm	25mm	<b>4-071-025TI</b>
7.0mm	30mm	<b>4-071-030TI</b>
7.0mm	35mm	<b>4-071-035TI</b>
7.0mm	40mm	<b>4-071-040TI</b>
7.0mm	45mm	<b>4-071-045TI</b>
7.0mm	50mm	<b>4-071-050TI</b>
7.0mm	55mm	<b>4-071-055TI</b>

**STERILE**

Ø Dia	Length (mm)	Titanium
4.5mm	25mm	<b>4-066-025TI-S</b>
4.5mm	30mm	<b>4-066-030TI-S</b>
4.5mm	35mm	<b>4-066-035TI-S</b>
4.5mm	40mm	<b>4-066-040TI-S</b>
4.5mm	45mm	<b>4-066-045TI-S</b>
4.5mm	50mm	<b>4-066-050TI-S</b>
4.5mm	55mm	<b>4-066-055TI-S</b>
5.0mm	25mm	<b>4-067-025TI-S</b>
5.0mm	30mm	<b>4-067-030TI-S</b>
5.0mm	35mm	<b>4-067-035TI-S</b>
5.0mm	40mm	<b>4-067-040TI-S</b>
5.0mm	45mm	<b>4-067-045TI-S</b>
5.0mm	50mm	<b>4-067-050TI-S</b>
5.0mm	55mm	<b>4-067-055TI-S</b>
5.5mm	25mm	<b>4-068-025TI-S</b>
5.5mm	30mm	<b>4-068-030TI-S</b>
5.5mm	35mm	<b>4-068-035TI-S</b>
5.5mm	40mm	<b>4-068-040TI-S</b>
5.5mm	45mm	<b>4-068-045TI-S</b>
5.5mm	50mm	<b>4-068-050TI-S</b>
5.5mm	55mm	<b>4-068-055TI-S</b>
6.0mm	25mm	<b>4-069-025TI-S</b>
6.0mm	30mm	<b>4-069-030TI-S</b>
6.0mm	35mm	<b>4-069-035TI-S</b>
6.0mm	40mm	<b>4-069-040TI-S</b>
6.0mm	45mm	<b>4-069-045TI-S</b>
6.0mm	50mm	<b>4-069-050TI-S</b>
6.0mm	55mm	<b>4-069-055TI-S</b>
6.5mm	25mm	<b>4-070-025TI-S</b>
6.5mm	30mm	<b>4-070-030TI-S</b>
6.5mm	35mm	<b>4-070-035TI-S</b>
6.5mm	40mm	<b>4-070-040TI-S</b>
6.5mm	45mm	<b>4-070-045TI-S</b>
6.5mm	50mm	<b>4-070-050TI-S</b>
6.5mm	55mm	<b>4-070-055TI-S</b>
7.0mm	25mm	<b>4-071-025TI-S</b>
7.0mm	30mm	<b>4-071-030TI-S</b>
7.0mm	35mm	<b>4-071-035TI-S</b>
7.0mm	40mm	<b>4-071-040TI-S</b>
7.0mm	45mm	<b>4-071-045TI-S</b>
7.0mm	50mm	<b>4-071-050TI-S</b>
7.0mm	55mm	<b>4-071-055TI-S</b>




**VERTAUX Basico Polyaxial Conical TH Screw with Cap**

**STERILE**

Ø Dia	Length (mm)	Titanium
4.5mm	25mm	<b>4-131-25TI</b>
4.5mm	30mm	<b>4-131-30TI</b>
4.5mm	35mm	<b>4-131-35TI</b>
4.5mm	40mm	<b>4-131-40TI</b>
4.5mm	45mm	<b>4-131-45TI</b>
4.5mm	50mm	<b>4-131-50TI</b>
4.5mm	55mm	<b>4-131-55TI</b>
5.0mm	25mm	<b>4-132-25TI</b>
5.0mm	30mm	<b>4-132-30TI</b>
5.0mm	35mm	<b>4-132-35TI</b>
5.0mm	40mm	<b>4-132-40TI</b>
5.0mm	45mm	<b>4-132-45TI</b>
5.0mm	50mm	<b>4-132-50TI</b>
5.0mm	55mm	<b>4-132-55TI</b>
5.5mm	25mm	<b>4-133-25TI</b>
5.5mm	30mm	<b>4-133-30TI</b>
5.5mm	35mm	<b>4-133-35TI</b>
5.5mm	40mm	<b>4-133-40TI</b>
5.5mm	45mm	<b>4-133-45TI</b>
5.5mm	50mm	<b>4-133-50TI</b>
5.5mm	55mm	<b>4-133-55TI</b>
6.0mm	25mm	<b>4-134-25TI</b>
6.0mm	30mm	<b>4-134-30TI</b>
6.0mm	35mm	<b>4-134-35TI</b>
6.0mm	40mm	<b>4-134-40TI</b>
6.0mm	45mm	<b>4-134-45TI</b>
6.0mm	50mm	<b>4-134-50TI</b>
6.0mm	55mm	<b>4-134-55TI</b>
6.5mm	25mm	<b>4-135-25TI</b>
6.5mm	30mm	<b>4-135-30TI</b>
6.5mm	35mm	<b>4-135-35TI</b>
6.5mm	40mm	<b>4-135-40TI</b>
6.5mm	45mm	<b>4-135-45TI</b>
6.5mm	50mm	<b>4-135-50TI</b>
6.5mm	55mm	<b>4-135-55TI</b>
7.0mm	25mm	<b>4-136-25TI</b>
7.0mm	30mm	<b>4-136-30TI</b>
7.0mm	35mm	<b>4-136-35TI</b>
7.0mm	40mm	<b>4-136-40TI</b>
7.0mm	45mm	<b>4-136-45TI</b>
7.0mm	50mm	<b>4-136-50TI</b>
7.0mm	55mm	<b>4-136-55TI</b>

Ø Dia	Length (mm)	Titanium
4.5mm	25mm	<b>4-131-25TI-S</b>
4.5mm	30mm	<b>4-131-30TI-S</b>
4.5mm	35mm	<b>4-131-35TI-S</b>
4.5mm	40mm	<b>4-131-40TI-S</b>
4.5mm	45mm	<b>4-131-45TI-S</b>
4.5mm	50mm	<b>4-131-50TI-S</b>
4.5mm	55mm	<b>4-131-55TI-S</b>
5.0mm	25mm	<b>4-132-25TI-S</b>
5.0mm	30mm	<b>4-132-30TI-S</b>
5.0mm	35mm	<b>4-132-35TI-S</b>
5.0mm	40mm	<b>4-132-40TI-S</b>
5.0mm	45mm	<b>4-132-45TI-S</b>
5.0mm	50mm	<b>4-132-50TI-S</b>
5.0mm	55mm	<b>4-132-55TI-S</b>
5.5mm	25mm	<b>4-133-25TI-S</b>
5.5mm	30mm	<b>4-133-30TI-S</b>
5.5mm	35mm	<b>4-133-35TI-S</b>
5.5mm	40mm	<b>4-133-40TI-S</b>
5.5mm	45mm	<b>4-133-45TI-S</b>
5.5mm	50mm	<b>4-133-50TI-S</b>
5.5mm	55mm	<b>4-133-55TI-S</b>
6.0mm	25mm	<b>4-134-25TI-S</b>
6.0mm	30mm	<b>4-134-30TI-S</b>
6.0mm	35mm	<b>4-134-35TI-S</b>
6.0mm	40mm	<b>4-134-40TI-S</b>
6.0mm	45mm	<b>4-134-45TI-S</b>
6.0mm	50mm	<b>4-134-50TI-S</b>
6.0mm	55mm	<b>4-134-55TI-S</b>
6.5mm	25mm	<b>4-135-25TI-S</b>
6.5mm	30mm	<b>4-135-30TI-S</b>
6.5mm	35mm	<b>4-135-35TI-S</b>
6.5mm	40mm	<b>4-135-40TI-S</b>
6.5mm	45mm	<b>4-135-45TI-S</b>
6.5mm	50mm	<b>4-135-50TI-S</b>
6.5mm	55mm	<b>4-135-55TI-S</b>
7.0mm	25mm	<b>4-136-25TI-S</b>
7.0mm	30mm	<b>4-136-30TI-S</b>
7.0mm	35mm	<b>4-136-35TI-S</b>
7.0mm	40mm	<b>4-136-40TI-S</b>
7.0mm	45mm	<b>4-136-45TI-S</b>
7.0mm	50mm	<b>4-136-50TI-S</b>
7.0mm	55mm	<b>4-136-55TI-S</b>





### Vertaux Basico Polyaxial Screw Rod



Length (mm)	Titanium
400mm	<b>4-072-400TI</b>

**STERILE**

Length (mm)	Titanium
400mm	<b>4-072-400TI-S</b>

### VERTAUX - Pedicle Screws Cap, M9



**Star Head**




Product Specification	Titanium
M9	<b>SP-303</b>

**STERILE**

Product Specification	Titanium
M9	<b>SP-303-S</b>

**7-108-02** Vertaux Basico Reducer




**7-108-03** Vertaux Basico Screwdriver



**7-108-04** Vertaux Basico Screw Shaft with Quick Coupling





**7-108-05** Implant Tray for Vertaux Basico Screw



**7-108-06** Container with Lid for Vertaux Basico Screw



**7-108-000 Vertaux Basico Screw Implant & Instrument Set**

**7-108-000 Vertaux Basico Screw Implant & Instrument Set**

Code	Set Consisting of	Unit
<b>4-066-030TI</b>	Vertaux Basico Polyaxial Screw with Cap, Ø4.5 x 30mm	10
<b>4-066-035TI</b>	Vertaux Basico Polyaxial Screw with Cap, Ø4.5 x 35mm	10
<b>4-066-040TI</b>	Vertaux Basico Polyaxial Screw with Cap, Ø4.5 x 40mm	10
<b>4-066-045TI</b>	Vertaux Basico Polyaxial Screw with Cap, Ø4.5 x 45mm	10
<b>4-066-050TI</b>	Vertaux Basico Polyaxial Screw with Cap, Ø4.5 x 50mm	10
<b>4-066-055TI</b>	Vertaux Basico Polyaxial Screw with Cap, Ø4.5 x 55mm	10
<b>4-068-030TI</b>	Vertaux Basico Polyaxial Screw with Cap, Ø5.5 x 30mm	10
<b>4-068-035TI</b>	Vertaux Basico Polyaxial Screw with Cap, Ø5.5 x 35mm	10
<b>4-068-040TI</b>	Vertaux Basico Polyaxial Screw with Cap, Ø5.5 x 40mm	10
<b>4-068-045TI</b>	Vertaux Basico Polyaxial Screw with Cap, Ø5.5 x 45mm	10
<b>4-068-050TI</b>	Vertaux Basico Polyaxial Screw with Cap, Ø5.5 x 50mm	10
<b>4-068-055TI</b>	Vertaux Basico Polyaxial Screw with Cap, Ø5.5 x 55mm	10
<b>4-070-030TI</b>	Vertaux Basico Polyaxial Screw with Cap, Ø6.5 x 30mm	10
<b>4-070-035TI</b>	Vertaux Basico Polyaxial Screw with Cap, Ø6.5 x 35mm	10
<b>4-070-040TI</b>	Vertaux Basico Polyaxial Screw with Cap, Ø6.5 x 40mm	10
<b>4-070-045TI</b>	Vertaux Basico Polyaxial Screw with Cap, Ø6.5 x 45mm	10
<b>4-070-050TI</b>	Vertaux Basico Polyaxial Screw with Cap, Ø6.5 x 50mm	10
<b>4-070-055TI</b>	Vertaux Basico Polyaxial Screw with Cap, Ø6.5 x 55mm	10
<b>4-072-400TI</b>	Vertaux Basico Polyaxial Screw Rod, Length 400mm	5
<b>SP-303</b>	VERTAUX - Pedicle Screw Cap, M9	10
<b>7-108-05</b>	Implant Tray for Vertaux Basico Screw	1
<b>7-108-02</b>	Vertaux Basico Reducer	1
<b>7-108-03</b>	Vertaux Basico Screwdriver	2
<b>7-108-04</b>	Vertaux Basico Screw Shaft with Quick Coupling	1
<b>7-108-06</b>	Container with Lid for Vertaux Basico Screw	1



**USA**

Auxein Inc.  
1500 Nw 89th Court, Suite 107-108  
Doral, Florida 33172  
Tel: +1 305 395 6062  
E Fax: +1 305 395 6262  
Email: USoffice@auxein.com

**MEXICO**

Auxein México, S.A. de C.V.  
Tepic 139 int 801, Colonia Roma Sur,  
Alcaldía Cuauhtémoc, CDMX,  
México, C.P. 06760  
Tel: +521 55 7261 0318  
Email: info@auxein.mx

**INDIA**

Auxein Medical Pvt. Ltd.  
Plot No. 168-169-170, Phase-4,  
Kundli Industrial Area,  
HSIIDC, Sector-57, Sonapat - 131028, Haryana  
Tel: +91 99106 43638 | Fax: +91 86077 70197  
Email: info@auxein.com